



Nokian Seudun Ampujat

Urheiluammuntaa vuodesta 1979

Finnish 2014 IPSC Action Air Nationals

12-13.04.2014 Nokia

Stage		Targets				Rounds	Points	Weight
Nr.	Type	Mini-IPSC	N/S	Plate	Popper			
1	Med	9	4	1	1	20	100	9,76 %
2	Short	1		1	6	9	45	4,39 %
3	Short	2	2	1	4	9	45	4,39 %
4	Med	9	1	1	2	21	105	10,24 %
5	Short	4		1	2	11	55	5,37 %
6	Long	15	3	1		31	155	15,12 %
7	Med	9	1	1	2	21	105	10,24 %
8	Short	1		1	8	11	55	5,37 %
9	Short	4		1	2	11	55	5,37 %
10	Med	7	2	1	4	19	95	9,27 %
11	Short	5	3	1		11	55	5,37 %
12	Long	14		1	2	31	155	15,12 %
					total	205		

Notes:

- * All blue walls are >185cm tall
- * Projectile proof walls (grey) are used as projectile backstop on some stages with increased safe angle of fire

1		Med				
Targets				Rounds	Points	Weight
Mini-IPSC	N/S	Plate	Popper			
9	4	1	1	20	100	9,76 %

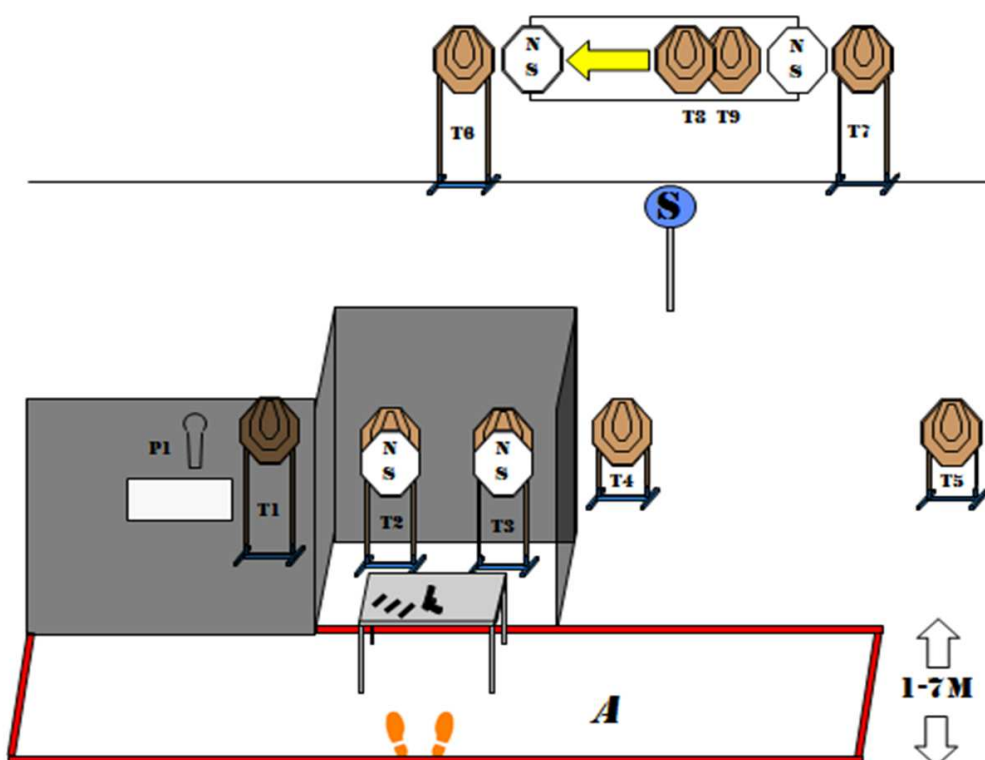
The handgun ready condition Gun and all magazines on table, no magazine inserted, no chamber load

Start position Standing, hands relaxed at side of body, feet on marker

Time starts Audible signal

Time stops Last shot on stop plate

Procedure On start signal engage all targets from area A, steel must fall to score. Falling popper triggers moving targets. Moving targets are disappearing and will not incur failure to engage or miss penalties.



2		Short				
Targets				Rounds	Points	Weight
Mini-IPSC	N/S	Plate	Popper			
1		1	6	9	45	4,39 %

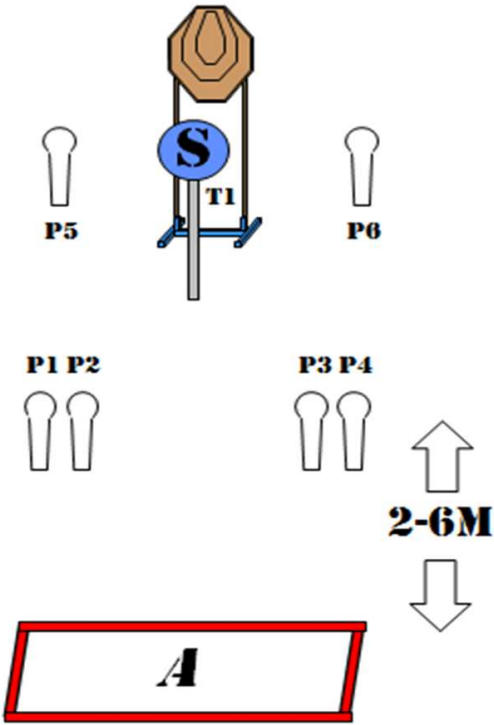
The handgun ready condition Gun holstered, magazine inserted, chamber loaded

Start position Standing in area A, hands relaxed at side of body

Time starts Audible signal

Time stops Last shot on stop plate

Procedure On start signal engage all targets from area A, steel must fall to score.



3		Short				
Targets				Rounds	Points	Weight
Mini-IPSC	N/S	Plate	Popper			
2	2	1	4	9	45	4,39 %

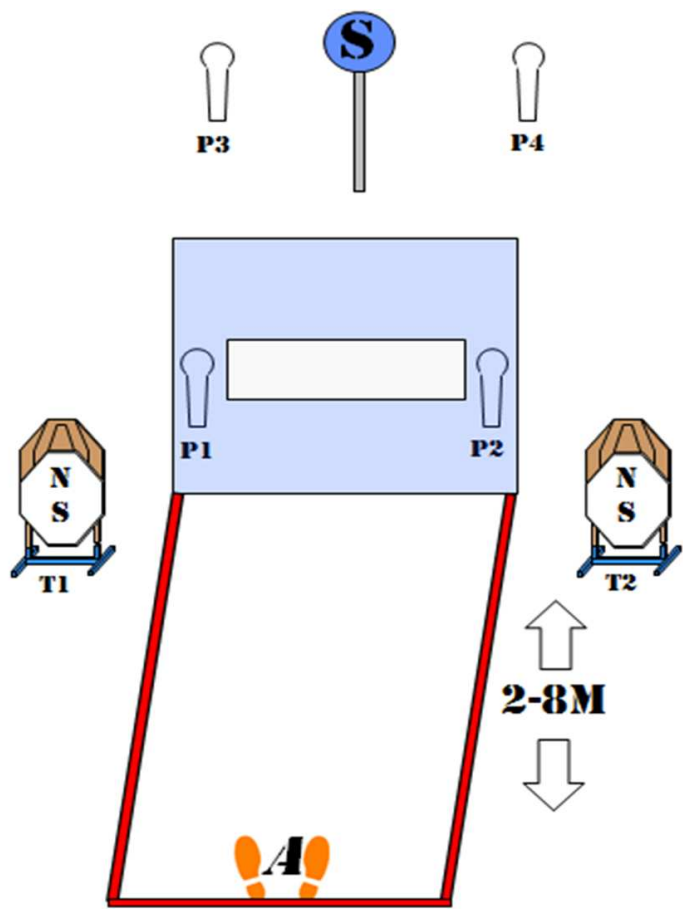
The handgun ready condition Gun Holstered, no magazine inserted, no chamber load

Start position Standing, hands relaxed at side of body, feet on marker

Time starts Audible signal

Time stops Last shot on stop plate

Procedure On start signal engage all targets, steel must fall to score.



4		Med				
Targets				Rounds	Points	Weight
Mini-IPSC	N/S	Plate	Popper			
9	1	1	2	21	105	10,24 %

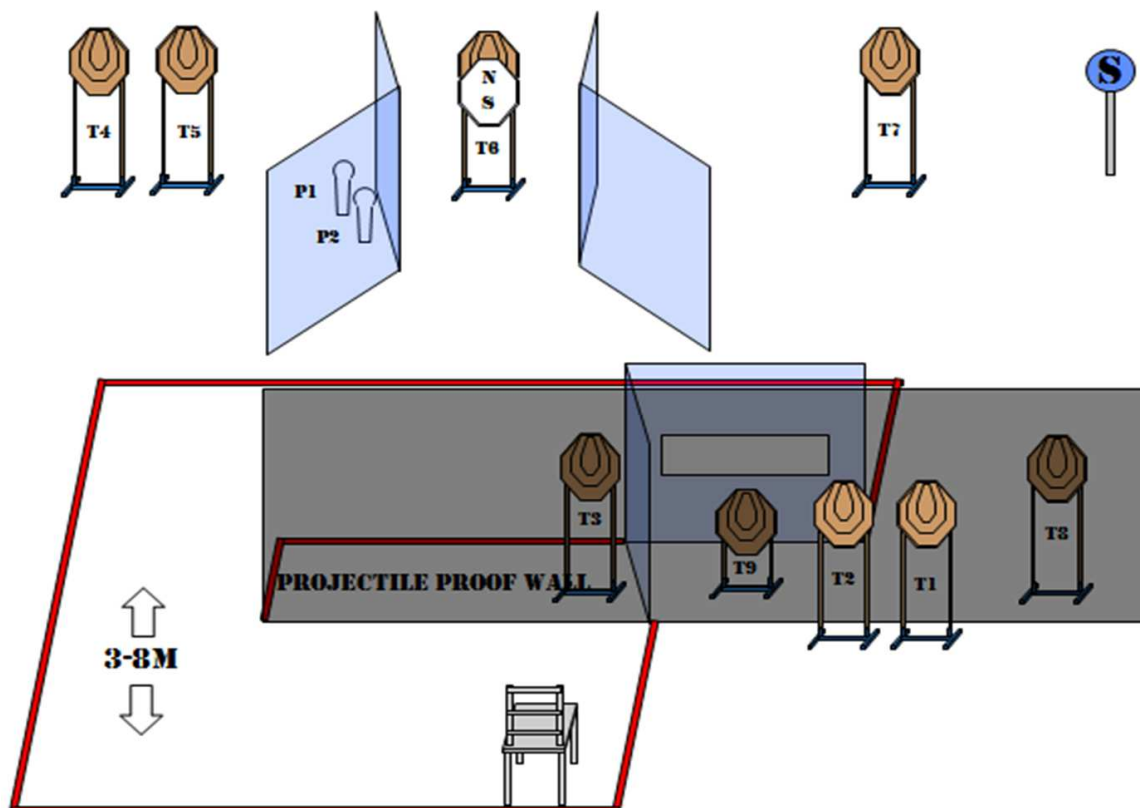
The handgun ready condition Gun holstered, magazine inserted, chamber loaded

Start position Shooter sitting relaxed with back touching back of the chair, hands on knees

Time starts Audible signal

Time stops Last shot on stop plate

Procedure On start signal engage all targets, steel must fall to score. Increased safe angle of fire (p. proof wall is used as backstop).



5		Med				
Targets				Rounds	Points	Weight
Mini-IPSC	N/S	Plate	Popper			
4		1	2	11	55	5,37 %

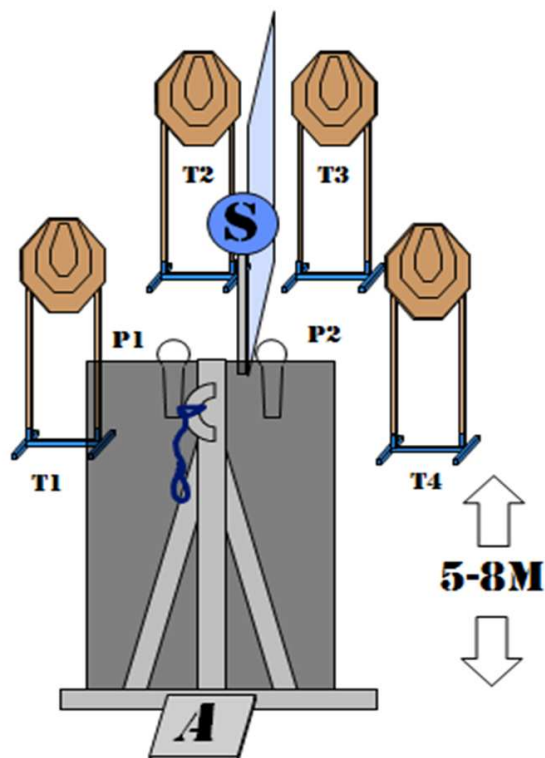
The handgun ready condition Gun holstered, magazine inserted, chamber loaded

Start position Standing in platform A, hands relaxed at side of body

Time starts Audible signal

Time stops Last shot on stop plate

Procedure From start signal engage targets standing in platform A, steel must fall to score. Shooter can use strong hand / weak hand to help leaning around the barricade.



6		Long				
Targets				Rounds	Points	Weight
Mini-IPSC	N/S	Plate	Popper			
15	3	1		31	155	15,12 %

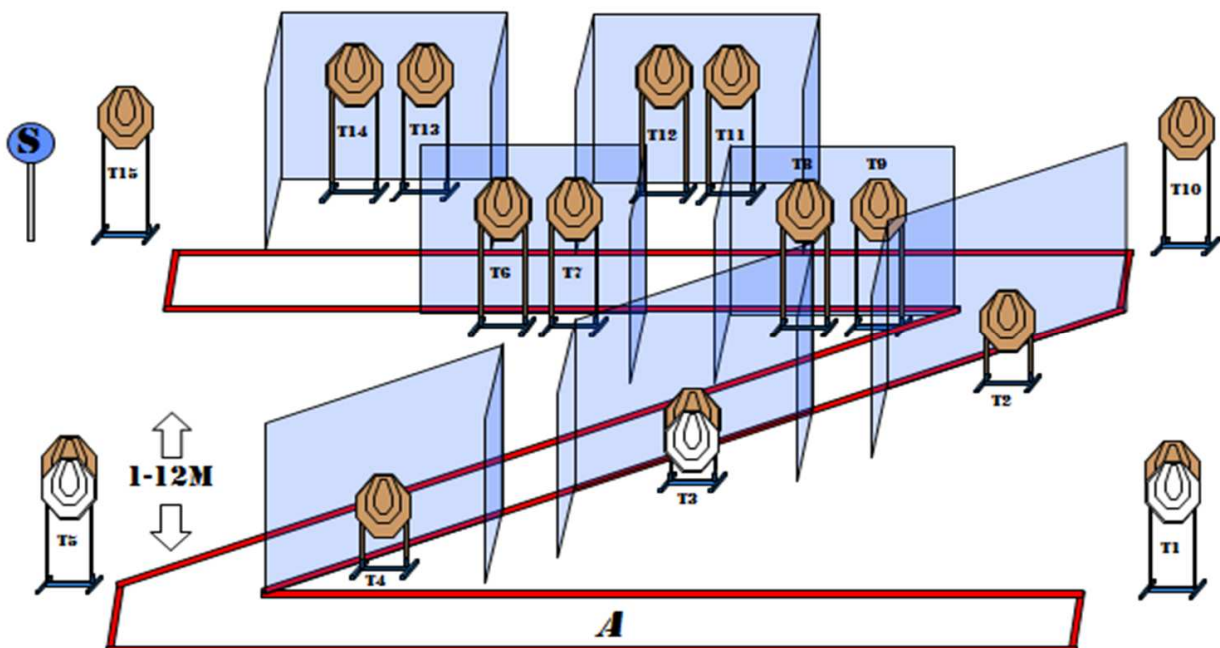
The handgun ready condition Gun holstered, magazine inserted, chamber loaded

Start position Standing anywhere in area A, hands relaxed at side of body

Time starts Audible signal

Time stops Last shot on stop plate

Procedure On start signal engage all targets. Any competitor who takes a shortcut outside the passageway and/or shooting area will incur one procedural penalty for each shot fired after beginning the shortcut.



7		Med				
Targets				Rounds	Points	Weight
Mini-IPSC	N/S	Plate	Popper			
9	1	1	2	21	105	10,24 %

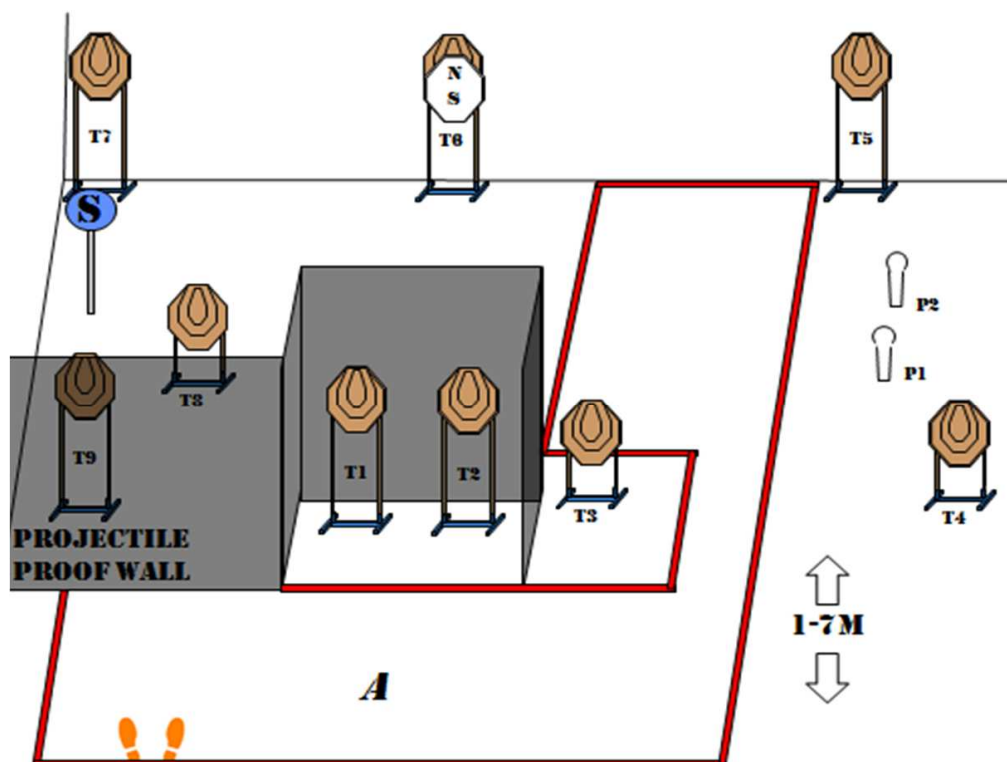
The handgun ready condition Gun holstered, magazine inserted, chamber loaded

Start position Standing, hands relaxed at side of body, feet on marker

Time starts Audible signal

Time stops Last shot on stop plate

Procedure On start signal engage all targets from area A.
Steel must fall to score. Increased safe angle of fire (p. proof wall is used as backstop).



8		Short				
Targets				Rounds	Points	Weight
Mini-IPSC	N/S	Plate	Popper			
1		1	8	11	55	5,37 %

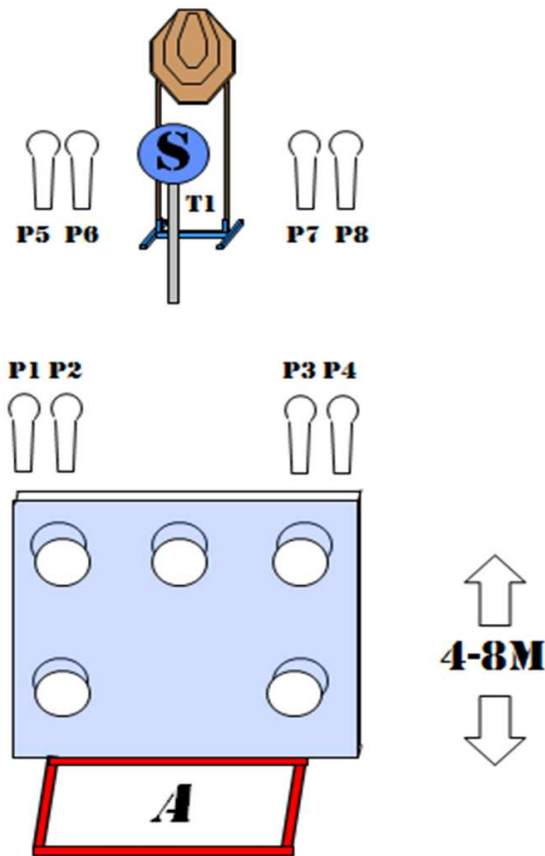
The handgun ready condition Gun holstered, magazine inserted, chamber loaded

Start position Standing in area A, hands relaxed at side of body

Time starts Audible signal

Time stops Last shot on stop plate

Procedure On start signal engage all targets from area A, steel must fall to score. Shooter is able to engage the targets trough the ports in the wall.



9		Short				
Targets				Rounds	Points	Weight
Mini-IPSC	N/S	Plate	Popper			
4		1	2	11	55	5,37 %

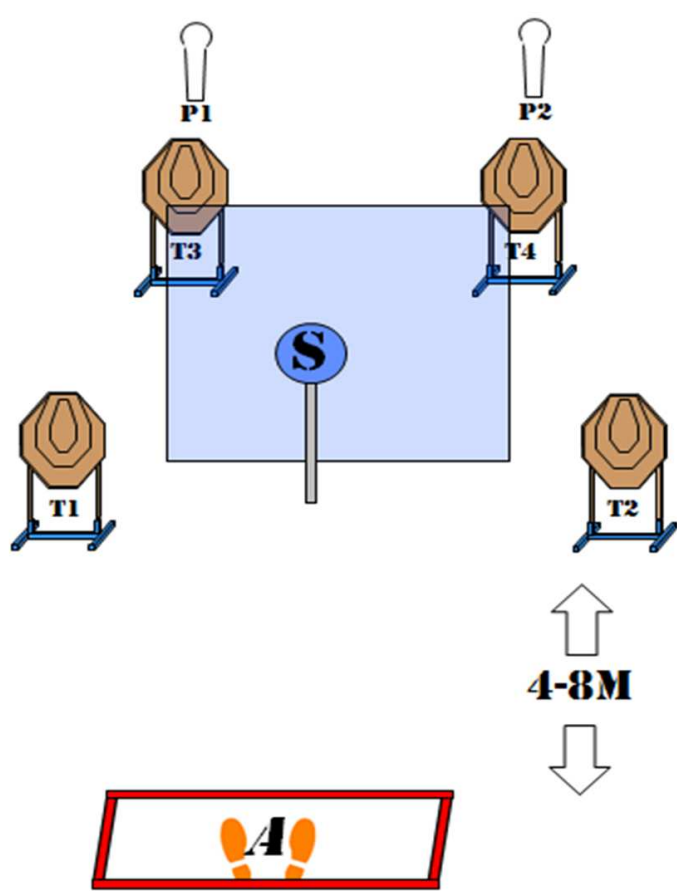
The handgun ready condition Gun holstered, magazine inserted, chamber loaded

Start position Standing, hands relaxed at side of body, feet on marker

Time starts Audible signal

Time stops Last shot on stop plate

Procedure On start signal engage all targets from area A, steel must fall to score.



10		Med				
Targets				Rounds	Points	Weight
Mini-IPSC	N/S	Plate	Popper			
7	2	1	4	19	95	9,27 %

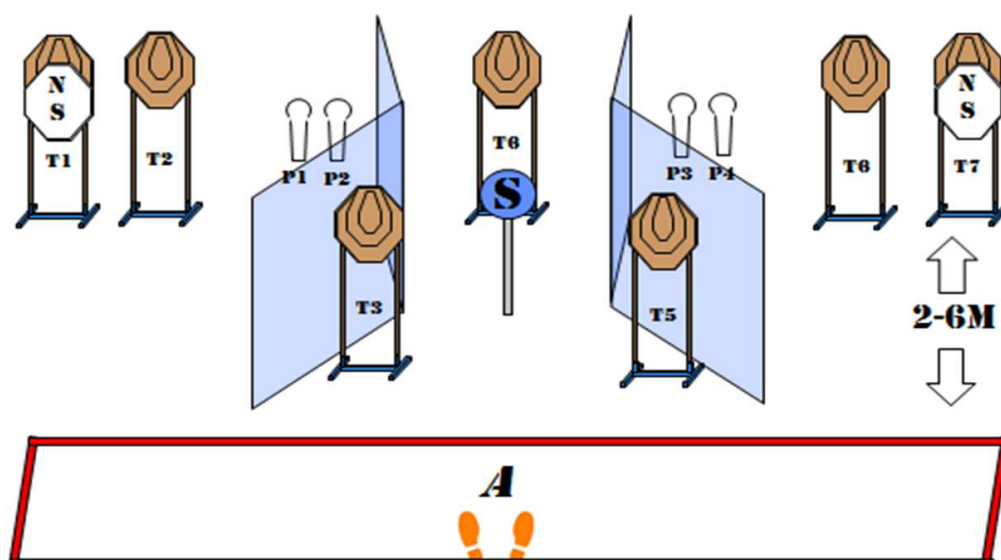
The handgun ready condition Gun holstered, magazine inserted, chamber loaded

Start position Standing, hands relaxed at side of body, feet on marker

Time starts Audible signal

Time stops Last shot on stop plate

Procedure On start signal engage all targets from area A, steel must fall to score.



11		Short				
Targets				Rounds	Points	Weight
Mini-IPSC	N/S	Plate	Popper			
5	3	1		11	55	5,37 %

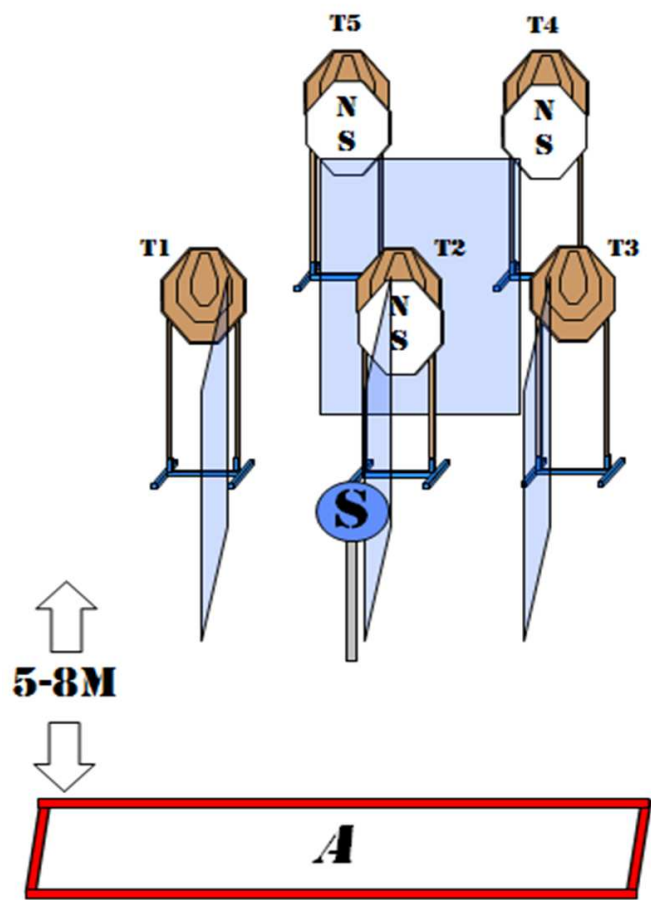
The handgun ready condition Gun holstered, magazine inserted, chamber loaded

Start position Standing in area A, hands relaxed at side of body

Time starts Audible signal

Time stops Last shot on stop plate

Procedure On start signal engage all targets from area A.



12		Long				
				Rounds	Points	Weight
Mini-IPSC	N/S	Plate	Popper			
14		1	2	31	155	15,12 %

The handgun ready condition Gun holstered, magazine inserted, chamber loaded

Start position Standing anywhere in area A, hands relaxed at side of body

Time starts Audible signal

Time stops Last shot on stop plate

Procedure On start signal engage all targets from area A, steel must fall to score. Each popper triggers the closer swinger. Swingers remain visible after stopped. Any competitor who takes a shortcut outside the passageway and/or shooting area will incur one procedural penalty for each shot fired after beginning the shortcut.

